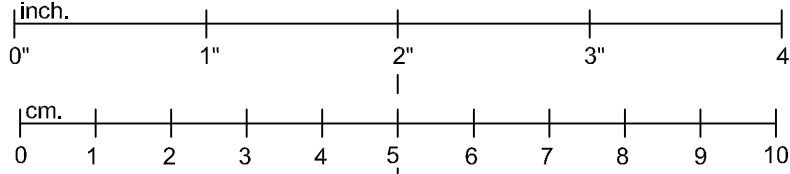


# 1. STOP

VERIFY ALL DIMENSIONS  
TO ENSURE THAT THIS  
PRINT IS 1 TO 1 SCALE.



# 3. CUT

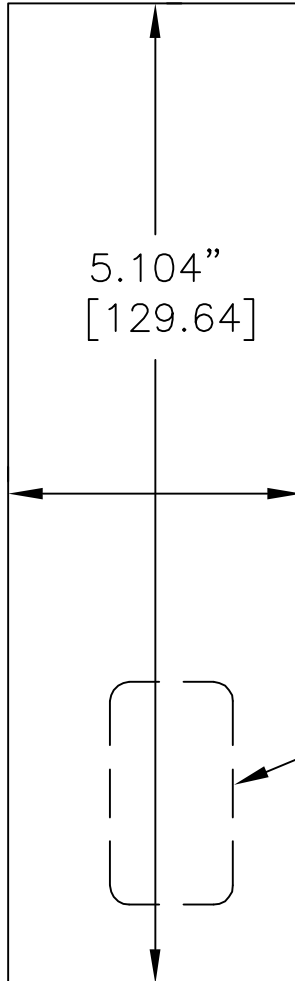
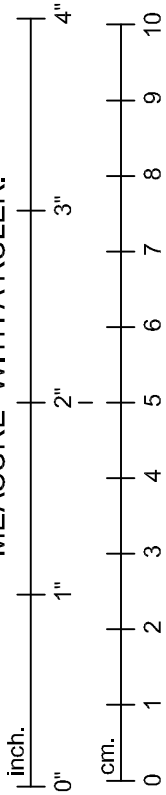
Document p/n:  
250-1202-001  
Page 1 of 1

THIS IS A PRECISION CUT-OUT TEMPLATE.  
DO NOT SCALE OR ADJUST!

MEASURE WITH A RULER.

CENTER MARK SHOWS POSITION  
FOR DRYWALL ANCHOR INSTALLATION

MEASURE WITH A RULER.



FOR REFERENCE ONLY  
RETRACT OPENING POSITION

ALTINEX, INC. IS NOT RESPONSIBLE  
FOR ANY DAMAGE TO WALL.



CENTER MARK SHOWS POSITION  
FOR DRYWALL ANCHOR INSTALLATION

ALTINEX, INC. MODEL NUMBERS:  
AC225-126W  
AC225-126B  
AC225-126I

# 1. STOP

# 2. MEASURE

# 3. CUT